

CDP Cities 2020

Catherine Higham

EMEA Regional Manager, Cities, States and Regions



AGENDA



WHO?

WHAT?

WHY?

HOW?

ABOUT CDP



CDP is a global environmental impact non-profit working to secure a thriving economy that works for people and planet.



Information is the fundamental basis for action. We help cities, companies and investors to measure, understand and address their environmental impact.



The world's economy looks to CDP as the gold standard of environmental reporting with the most comprehensive dataset on city and corporate action.



We aim to make environmental reporting mainstream and provide detailed insights to drive action for a climate safe, water secure, deforestation free world.

CDP STAKEHOLDERS

In 2019:



650+ investors with US\$87 trillion in assets



110+ supply chain members with over US\$3 trillion in purchasing power



8,400+ companies responded through CDP



800+ cities disclosed environmental information

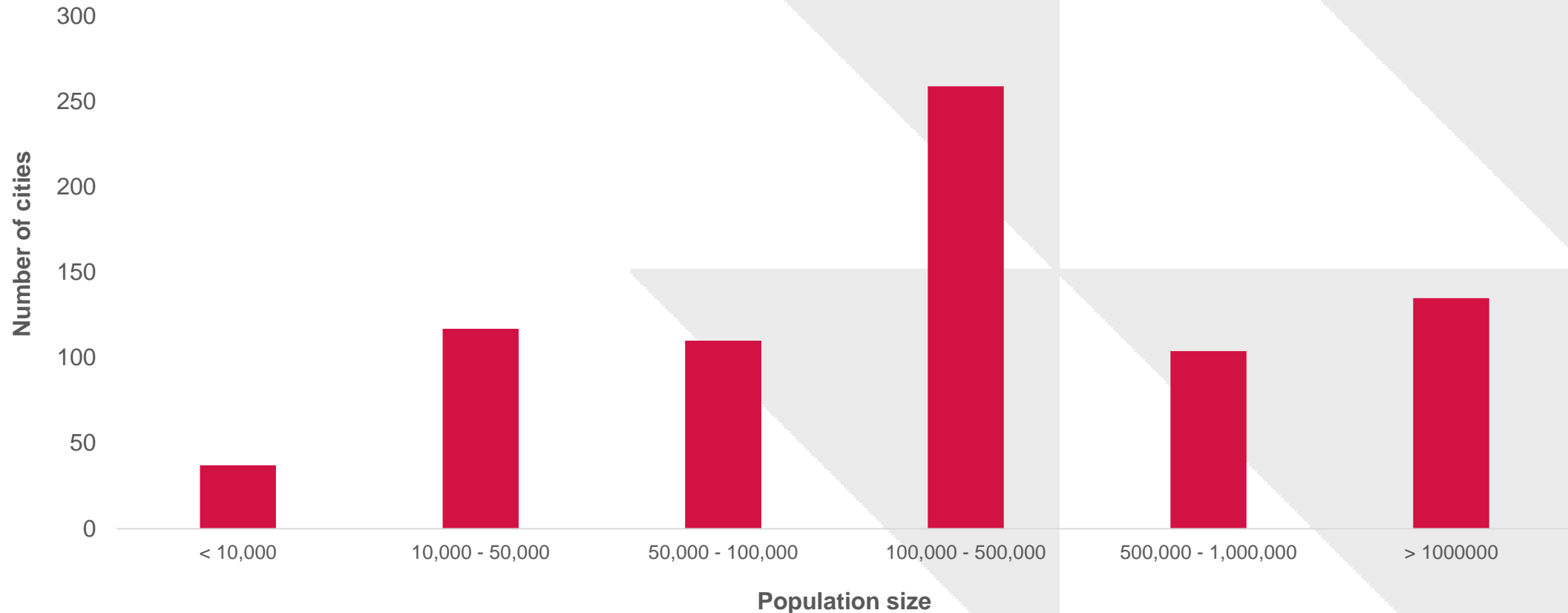


120+ states and regions measured their environmental impacts



950+
cities, states and
regions disclosed to
CDP in 2019

A MAJORITY OF OUR CITIES HAVE A POPULATION LESS THAN 500,000 INHABITANTS



**This data is self-reported by cities*

PARTNERS AND AFFILIATIONS

Global



EMEA



North America



Latin America



Asia Pacific



GLOBAL COVENANT OF MAYORS FOR CLIMATE & ENERGY

CDP is one of the official reporting platforms for the Global Covenant of Mayors



REGIONAL COVENANTS



REPORTING PLATFORMS



WHAT CAN CDP DO FOR YOUR CITY?



Measure and monitor progress in meeting the Paris Agreement and net-zero by 2050



Understand the data gaps to understand what resource and support is needed for local authorities



Learn about climate actions and **best practice** globally



Show leadership and impact

TOPICS COVERED BY THE CITIES QUESTIONNAIRE

Governance &
data
management

Opportunities

Climate
hazards &
vulnerability

Adaptation
actions

Water security

City-wide
emissions

Emissions
reduction
targets

Energy,
Transport,
Waste

Mitigation
actions

Sustainable
Food Systems

CITIES FACE BARRIERS TO ACCESSING FINANCE



**Lack of
knowledge or
capacity**



**Climate change
mitigation low on
the city agenda**



**Difficulty in
aligning all
parties involved**



**Lack of track record
or creditworthiness**

BENEFITS OF DISCLOSURE | 'you can't manage, what you don't measure'

Best practice and knowledge exchange



Training webinars
Reports and case studies
Workshops

Access insight, tools, and services



Feedback through CDP scoring
Benchmark with Analytics
Receive response check

Engage with the private sector



Showcase projects through Matchmaker
City-business partnerships
Events

Disclose to local and regional networks



Global Covenant of Mayors
C40
ICLEI
Under 2 Coalition
RegionsAdapt Initiative

Transparency and accountability



Track progress through disclosure
Improve data quality
Access cities and regions data on the Open Data Portal

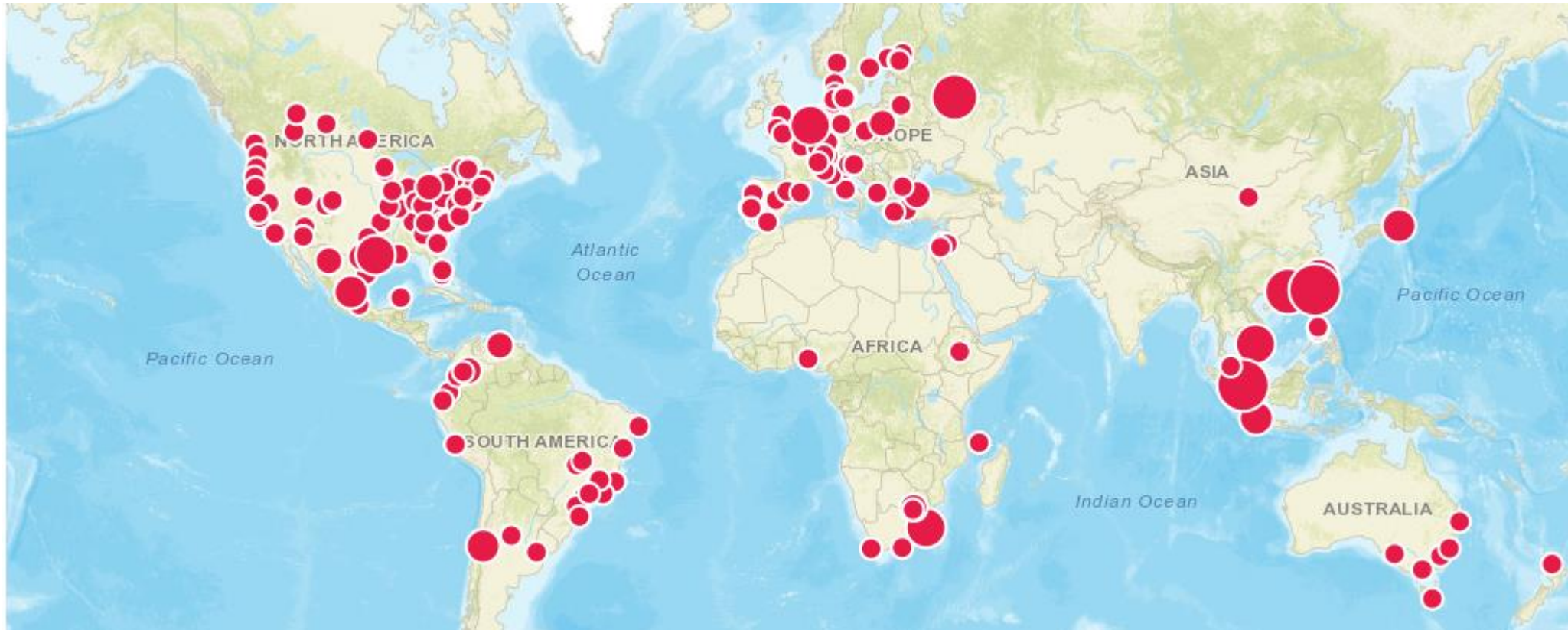


ACCESS CITIES DATA FOR FREE ON OUR OPEN DATA PORTAL



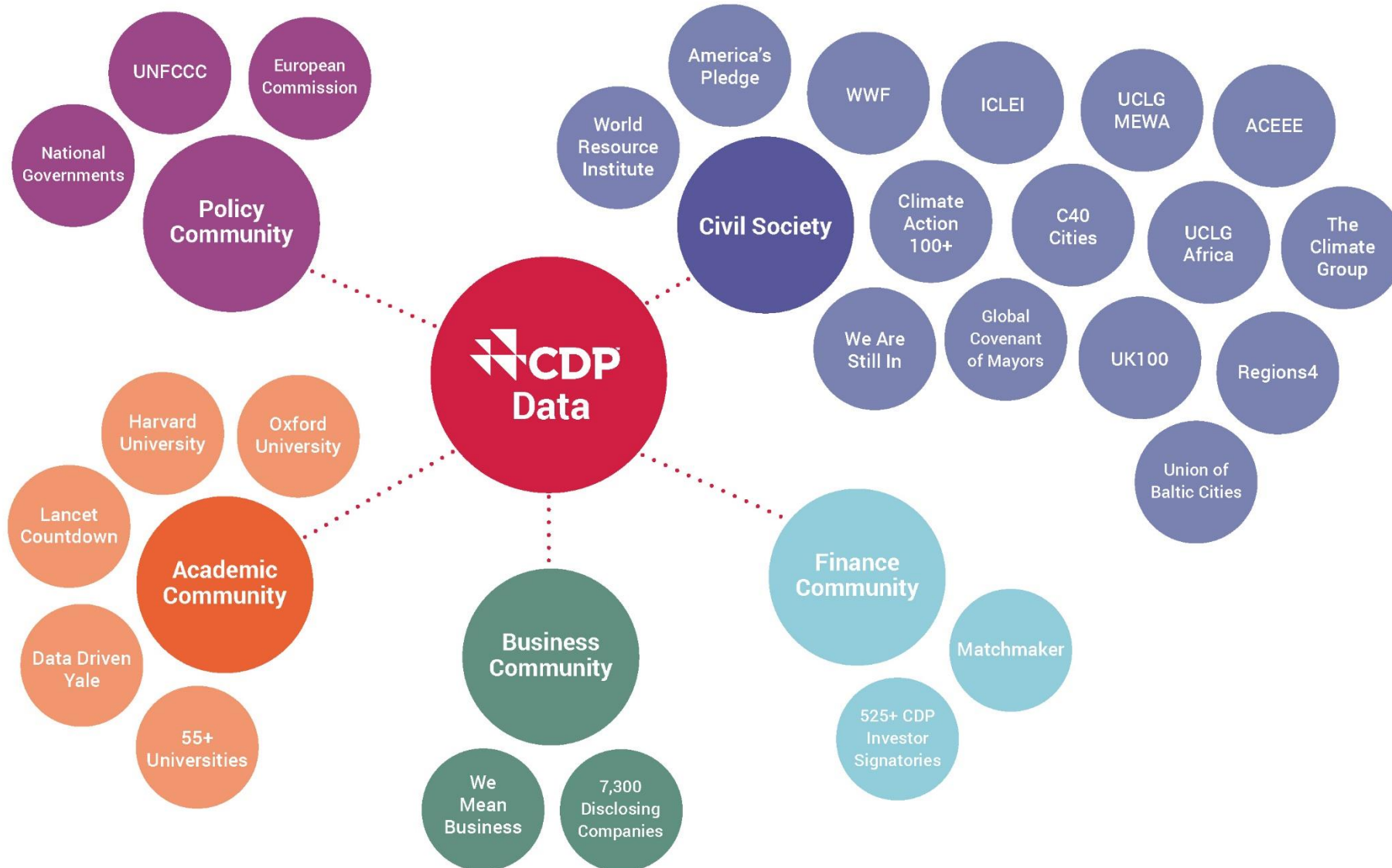
Access information about cities emissions, cities emissions targets, hazards and more

2017 City-wide emissions



EXPLORE CDP'S CITIES, STATES & REGIONS DATA

Cities, states and regions data is available free of charge on our [Open Data Portal](#)



CDP Data Powers



Technical assistance & capacity building programmes



Cutting edge research & reports



Advocacy for climate action in cities, states and regions at international forums

FROM DISCLOSURE TO ACTION

CDP's scoring methodology provides a robust review of cities' responses to our annual questionnaire. It identifies cities' progress on their journey to becoming a climate leader taking bold action in line with the goals of the Paris Agreement.



SCORING BANDS



What it takes to be a leader

- Political commitment from the Mayor
- Risk assessment
- Adaptation plan
- City-wide emissions inventory
- City-wide action plan
- City-wide emissions reduction target
- Collaboration with companies
- 100% city-wide renewable energy target
- Water risk assessment and actions
- Reports high quality data transparently

EARN A PLACE ON THE CDP A LIST

- ▶ 105 cities globally received an A score across 31 countries, representing 170 million people
- ▶ 34 cities in Europe achieved an A
- ▶ 6 UBC cities were on the A list
- ▶ Cities on the A list are taking 3x more actions than other disclosing cities



UBC Cities on the A List in 2020

- ▼ Lahti
- ▼ Turku
- ▼ Riga
- ▼ Västervik
- ▼ Malmö
- ▼ Örebro



HOW WE WORK



CITIES DASHBOARD

The first step to Cities' CDP reporting journey



Home > CDP Cities Dashboard

Welcome to CDP's Cities dashboard

This is where you can access your questionnaire, view Cities Analytics, download guidance documents, and learn about upcoming events.

Users

Cities 2018

	Are you intending to complete this questionnaire?	Tell us now!	Confirm Participation >>
	Get Started	Due ASAP	***
	Submission to the C40, CDP Cities programs	Due 20 June 2018	***

Scores and Responses

CDP has assessed the performance of your city's response against a number of key criteria. Your CDP score can be found below. Please click on the score circle to view more information on your score and a breakdown of the feedback on your response. For more information on how your response was assessed, please review the [CDP Cities Scoring Methodology](#). To understand your score and how to improve it for next year, please review the [Next Steps](#) document which provides feedback across each of the key questionnaire sections with recommendations and resources for improving your response next year.

Response	Year	Response type	Status	Score
CDP Cities 2018	2018	Public	Submitted	D-

Analytics & Insight

My city's snapshot report
If your city responded last year, download a two page overview of your city's response.
[Click here to download](#)

Cities Analytics
Cities Analytics allows you to compare your city to other cities in your region and around the world. Click below to visit Cities Analytics.
[Click here to access](#)

STARTING FILLING OUR QUESTIONNAIRE

Features to help navigate our online questionnaire



Home > CDP Cities Dashboard

Welcome to your dashboard.

This is where you can access your questionnaire, view Cities Analytics, download guidance documents, and learn about upcoming events.

Users

Cities 2018

Are you intending to complete this questionnaire?	Tell us now!	
Get Started	Due ASAP	...
Submission to the C40, CDP Cities programs	Due 20 June 2018	...

2018 Cities Questionnaire

State: Draft

Save Share Submit Import Export

Questions answered 0/25

Navigation

Introduction

Welcome to your CDP Cities 2018 online questionnaire. Here you will find all of the questions relevant for you to respond to, depending on the initiatives your city is participating in. You can use the progress bar above to track your progress through the questionnaire. Please note, this year CDP is accepting responses in other languages, however, responses submitted in any language other than English are not guaranteed a score. Click [here](#) to find out more information about scoring. If you have any questions or need help, please email cities@cdp.net or your regional manager.

(0.1) Please give a general description and introduction to your city including your city's reporting boundary in the table below. [Link to question level guidance](#)

City boundary

Administrative boundary

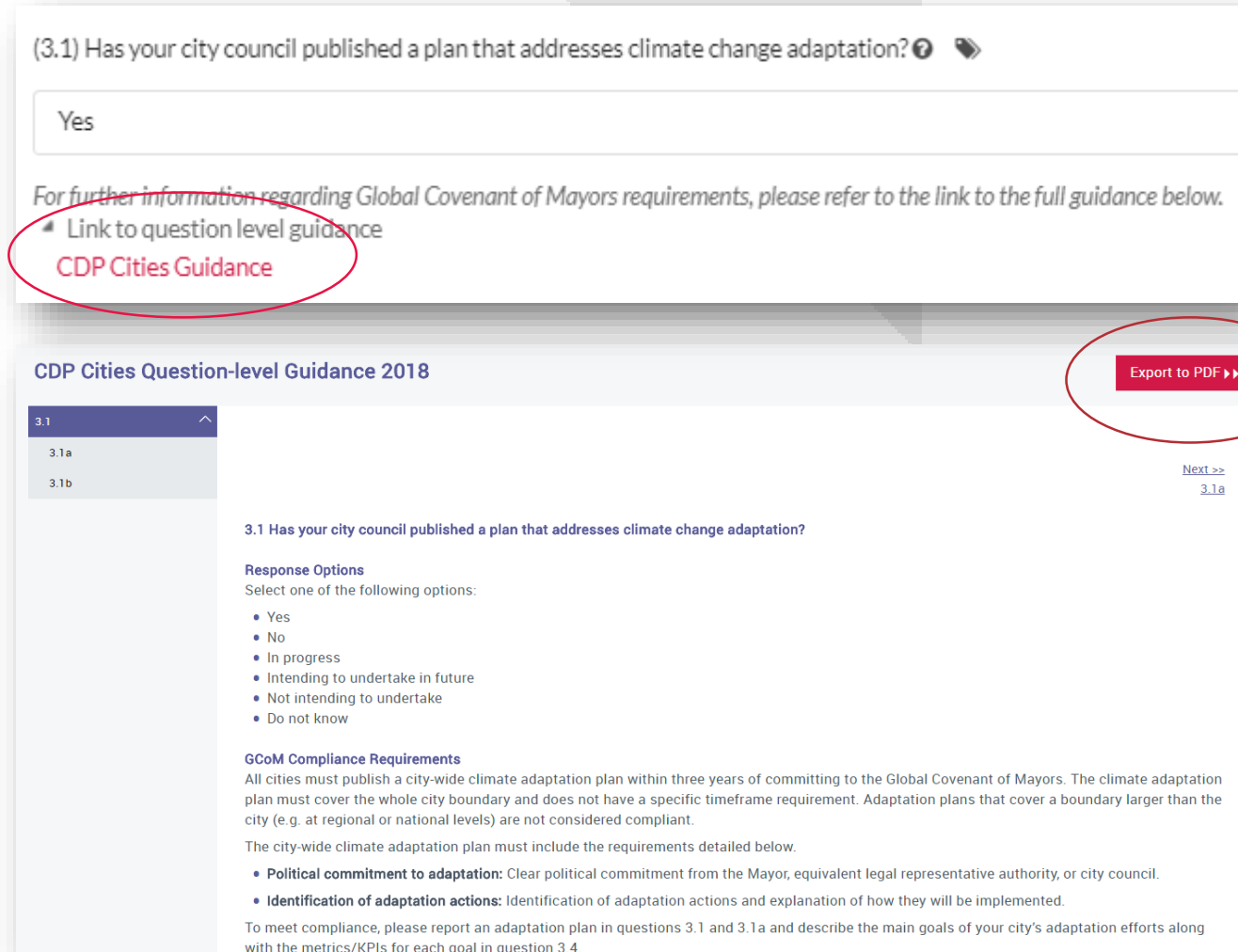
Please select...

Description of city

0/4000

ACCESS THE GUIDANCE FROM THE QUESTIONNAIRE

Access it from the online response system and from the CDP website



(3.1) Has your city council published a plan that addresses climate change adaptation? ⓘ

Yes

For further information regarding Global Covenant of Mayors requirements, please refer to the link to the full guidance below.

- Link to question level guidance
- CDP Cities Guidance**

CDP Cities Question-level Guidance 2018

Export to PDF ▶▶

3.1

- 3.1a
- 3.1b

Next >>
3.1a

3.1 Has your city council published a plan that addresses climate change adaptation?

Response Options
Select one of the following options:

- Yes
- No
- In progress
- Intending to undertake in future
- Not intending to undertake
- Do not know

GCoM Compliance Requirements
All cities must publish a city-wide climate adaptation plan within three years of committing to the Global Covenant of Mayors. The climate adaptation plan must cover the whole city boundary and does not have a specific timeframe requirement. Adaptation plans that cover a boundary larger than the city (e.g. at regional or national levels) are not considered compliant.

The city-wide climate adaptation plan must include the requirements detailed below.

- **Political commitment to adaptation:** Clear political commitment from the Mayor, equivalent legal representative authority, or city council.
- **Identification of adaptation actions:** Identification of adaptation actions and explanation of how they will be implemented.

To meet compliance, please report an adaptation plan in questions 3.1 and 3.1a and describe the main goals of your city's adaptation efforts along with the metrics/KPIs for each goal in question 3.4.

Thank you !

CONTACT CDP



Contact:

Catherine Higham

EMEA Regional Manager, Cities, States and Regions

Étienne Métais

Engagement Manager - Cities, States and Regions (Continental Europe)



Email:

Catherine.higham@cdp.net

Etienne.Metais@cdp.net